

Advice for Assessment Only students

You are enrolled as an 'Assessment Only' student, which means that this year at University will be slightly different. Please see below important information about your enrolment, and overleaf about support at London Met for Assessment Only students.

Re-enrolment

You have been invited to re-enrol as an 'Assessment Only' student, please follow all instructions in the email received to complete your re-enrolment.

International Students

If you are an international student on a Tier 4 visa, being enrolled on Assessment Only status will have an impact on your visa and we may not be able to continue to sponsor you. Please arrange to speak with your International Student Adviser prior to completing your re-enrolment, if you haven't done so already, so you have all of the information you need. Please email adviceinternational@londonmet.ac.uk to arrange to speak with them.


Weblearn


You will need to be manually added to your module(s) on Weblearn, so you can access the module Weblearn pages and submit coursework online. You must get in touch with your module leader(s) to arrange this for each of your modules.

Assessment submission

You will submit your coursework and/or assessments alongside your fellow students, according to the submission deadlines for your module(s). If you're unsure, please speak with your module leader(s).

londonmet.ac.uk

 /londonmetuni

 @LondonMet

Your Course Leader

Please arrange to meet with your course leader to discuss your course and modules for the upcoming academic year. If you're unsure who your course leader is, please contact your [School Office](#).

University facilities and the Library

You will have access to all the University facilities, including the library, and will be able to borrow books and access e-resources. This will be important for you to complete and submit your course work. If you have any questions please contact the Library on library@londonmet.ac.uk.

Academic Mentors

Your Academic Mentor will be able to support you with any academic questions or concerns you may have. You are encouraged to get in touch with them to receive advice and support in preparation for coursework submission. If you're unsure who your Academic Mentor is please visit the [Student Zone website](#) or ask your [School Office](#).

Student Money and Accommodation Advice

It is important to note that you will not have access to funding from Student Finance England (SFE), including no access to maintenance loans, because you are not paying tuition fees. If you have any questions about your student finance, or the impact on benefit entitlements, please arrange an appointment with an adviser in the Student Money and Accommodation Advice team. Please email studentservices@londonmet.ac.uk to arrange an appointment.

Disabilities and Dyslexia Service


As an Assessment Only student, you will not be eligible to access any NMH support allocated within your Disabled Students Allowance, but our Disabilities and Dyslexia Service will continue to support you. Please liaise with your Disability Adviser, or contact dds.studentservices@londonmet.ac.uk if you would like to arrange an appointment.

Counselling Service

Our Counselling Service supports all students. To book an appointment with one of our counsellors, please email studentservices@londonmet.ac.uk.

londonmet.ac.uk

 /londonmetuni

 @LondonMet