

MOST COMPREHENSIVE  
STOCK RECOMMENDED



PC1311LPU

2 x Fleming Chairs

Neck pillow, upholstered arms, adjustable back

ALTERNATIVE

		£
1 x Multi 6 High	PC1378	975
1 x Multi 3	PC1371	690
1 x Stool	PC1350	74.50
1 x Swivel Stool	PC1351	96.50
1 x Flemming Chair 52cm Neck pillow, upholstered arms, motorised seat lift	PC1311 MPW	507.80
1 x Flemming Wing Chair 46cm Neck pillow, arm pads, adjustable seat and back rake	PC1318VU	270
1 x Push-on Tray	PC1361	43
2 x Flemming Chairs Neck pillow, upholstered arms, adjustable back	PC1311LPU	435.60
		<u>3092.40</u>

MINIMUM

		<u>£</u>
1 x Multi 6 High	PC1378	975
1 x Stool	PC1350	74.50
1 x Swivel Stool	PC1351	96.50
1 x Flemming Chair 52cm Neck pillow, upholstered arms, motorised seat lift	PC1311MPW	507.80
1 x Flemming Wing Chair 46cm Neck pillow, arm pads, adjustable seat and back rake	PC1318VU	270
		<u>1923.80</u>

## IDEAS

(A) TEST THE MULTI BEFORE PURCHASE

Delivery charge

One week's rental

(B) RENT A CHAIR

Delivery charge

Weekly rental

### Example:

Delivery at £18

48 weeks

72 weeks

102 weeks

154 weeks

Weekly rental £20

pays for the chair

pays retail price

Sell off at 480

£ 975

£1458

£2058

£3120

£3600

June 11

Quarter + Some  
State

---

---

Quarter all Parts + Parts  
for one year.

---



*Motorised Seat Lift (W)*

**Parker Care**



A CORNWELL PARKER COMPANY

Parker Care, P.O. Box 22, The Courtyard, Frogmoor, High Wycombe, Buckinghamshire HP13 5DJ

# Parker Care



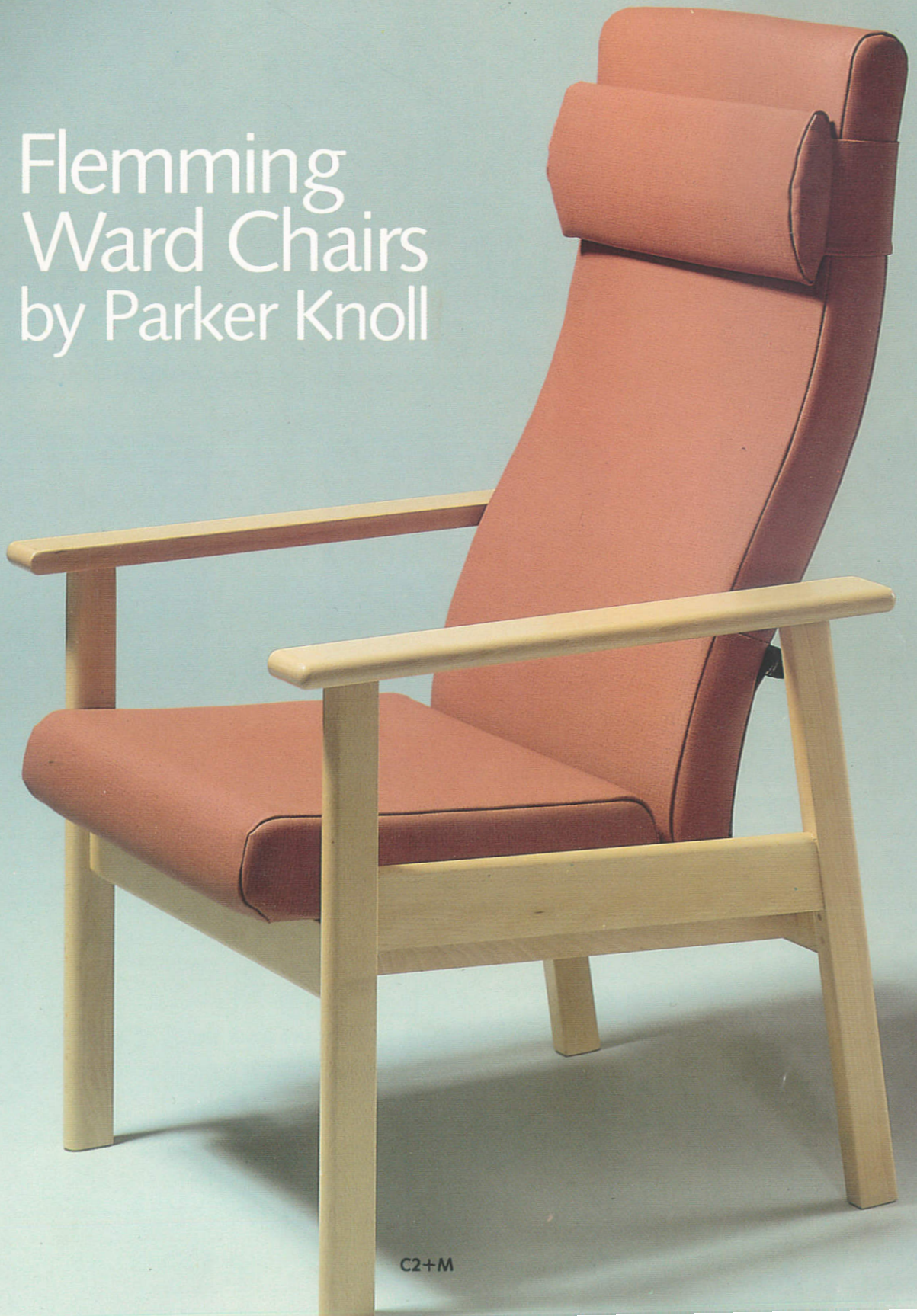


Every Parker Care Centre has specially trained Assessors to help you specify your made-to-measure Flemming chair.




# Parker Care

Flemming  
Ward Chairs  
by Parker Knoll



C2+M


ALL STANDARD WARD CHAIRS IN THIS LEAFLET WILL BE SUPPLIED AT 41cm (16¼") 46cm (18¼") or



**C1** — LOW BACK WARD CHAIR.



**C2** — HIGH BACK WARD CHAIR.



**C7** — HIGH BACK WARD CHAIR WITH SPLIT WING TOP, NECK PILLOW AND UPHOLSTERED ARMS ILLUSTRATED WITH WARD STOOL (**C16**).



**(M)** — NECK PILLOW — to be used with high back, adjustable up and down the length of the back, giving extra comfort and relaxation.



**(N)** — HEAD SUPPORT — (supplied in pairs) can be mounted on neck pillows **(M)**. Can also be fitted to **(L)** neck pillow for wing chairs.



**(P)** — UPHOLSTERED ARMS — supplied in pairs and fit all Flemming chairs. These add extra comfort for long periods of sitting.



**C18** — A slide on easy clean tray with simple retaining fittings.

"V" function can be fitted to any Flemming chair or stool to give two additional seat slope angles.


The Flemming Ward Chairs have been designed using the research of Geriatricians and Therapists to give the patient correct and comfortable long term seating.



52cm (20½") FOR THE 41cm THE SHORT SEAT AND 46-52cm THE LONG SEAT WILL BE SUPPLIED.



**C10** — HIGH BACK WARD CHAIR WITH SPRING LIFT.



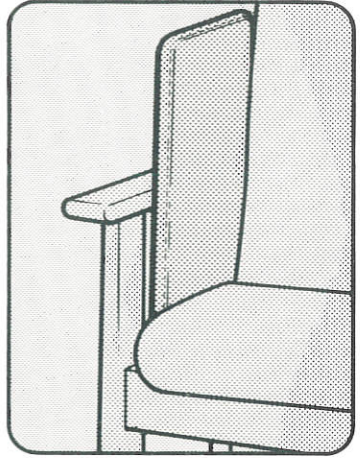
All Flemming Ward Chairs have the facility to adjust the seat forward and backward to a maximum of six seating positions.



Illustrated MANUALLY ADJUSTED BACK RAKE (U). A simply operated hand ratchet fitted to the chair allows the patient four positions of recline.



**(O)** — BODY SUPPORT supplied with back strap, adjustable both in width and up and down the back of the chair.

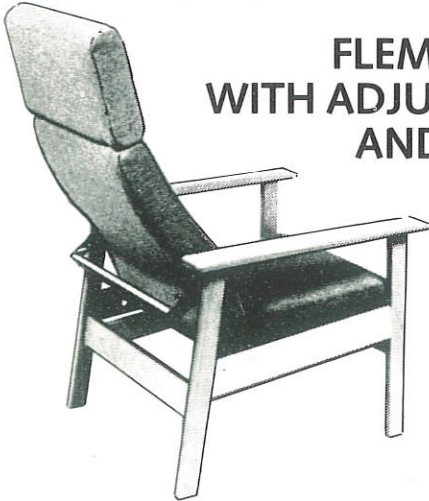


**(E)** — LATERAL SIDE SUPPORT — fits either side. Useful for certain medical conditions.



**(C16)** — STOOL — can be made to match any of the Flemming chairs and is supplied in the same wood finishes and fabrics.

### Illustrated C8 FLEMMING CHAIR WITH ADJUSTABLE RAKE AND SPLIT BACK.



Frame depth 66cm (26")  
Frame width 65cm (25½")  
Inside seat width 51.5cm (20¼")

At last a chair designed with nurses and nursing in mind. The adjustable back is a great benefit for allowing the patient to recline and rest in a more natural position and ensuring that when the patient wakes up having had a comfortable short sleep they are in a more contented frame of mind which eases the pressure on nursing staff. Also shown on this chair is the facility of removing the top section of the back to allow the nurse to adjust the patient without putting any undue stress and strain on their own spine.

All Parker Care chairs are made from solid beech and four wood finishes are offered, Natural Beech, Teak Finish, Walnut Finish and Dark Finish. There is a good range of fire retardant covers.

# Parker Care



C10+M

A made to measure range of "Extra Care" Chairs is available, please write or phone for catalogue.

Parker Care, a member of the Parker Knoll Group of Companies

C8+M

# Parker Care

CONFIDENTIAL CONTRACT PRICE LIST  
(Excluding V.A.T.)

## THE FLEMMING WARD CHAIR RANGE May 1986

Applicable to Hospitals, County and Borough Councils and Large Nursing Homes

STANDARD FLEMMING CHAIRS  
With Seat Lift, Split Back and Adjustable Rake

ALL STANDARD WARD CHAIRS IN THIS LEAFLET WILL BE SUPPLIED AT 41cm (16¼") 46cm (18¼") or 52cm (20½")  
FOR THE 41cm THE SHORT SEAT AND 46-52cm THE LONG SEAT WILL BE SUPPLIED.

Model	Description	FABRIC RANGES		
		A/R	S/H	P/G
C1	Low Back Chair	96.00	102.00	105.00
C2	High Back Chair	99.90	105.50	109.00
C3	High Back Wing Chair	124.90	130.50	134.00
C4	High Back Chair with Adjustable Back	117.90	123.50	127.00
C5	High Back Fixed Wing Chair with Adjustable Back	142.90	148.50	152.00
C6	High Split Back Chair	135.90	141.50	145.00
C7	High Split Back with Wings	149.90	155.50	159.00
C8	High Split Back with Adjustable Back	153.90	159.50	163.00
C9	High Split Wing Chair with Adjustable Back	167.90	173.50	177.00
C10	High Back with Spring Seat Lift	249.90	255.50	259.00
C11	High Back Fixed Wing Chair with Spring Seat Lift	274.90	280.50	284.00
C12	High Back Chair with Spring Seat Lift and Adjustable Back	267.90	273.50	277.00
C13	High Back Fixed Wing Chair with Spring Seat Lift and Adjustable Back	292.90	298.50	302.00
C14	High Split Back Chair with Spring Seat Lift and Adjustable Back	303.90	309.50	313.00
C15	High Split Back with Wings, Spring Seat Lift and Adjustable Back	317.90	323.50	327.00
C16	Stool	51.00	54.00	55.50
C17	Stool with Adjustable Rake	67.00	70.00	71.50
C18	Push-on Tray	33.00	33.00	33.00
C19	Push-on Tray for use with Upholstered Arms	35.00	35.00	35.00

### ALL EXTRAS ANY COVER

(M)	Neck Pillow for Low or High Back Chair	11.00
(L)	Neck Pillow for Wing Chair	11.00
(P)	Upholstered Arms	25.00
(N)	Head Supports	16.00
(O)	Body Supports	19.00
(E)	Side Lateral Support Board	19.00
(V)	Seat Slope Function	16.00

**POLISH FINISHES:** Recommended Natural Beech, Walnut or Teak.

**ORDERING CHECK LIST:** Quantity, Model No., Seat Height, Polish Finish, Covering Material. (If not specified, chair will be supplied at 46cm seat height and Natural Beech finish).

The Flemming seating system has been designed specifically to give comfort and dignity to the elderly and disabled.

The system comprises very many elements from reclining backs, foot rests, motorised seat lifts and a number of special supports for the severely disabled. For more information, ask for the 'Extra Care' catalogue and the individual assessment service that can be arranged.

**Parker Care Limited**

A MEMBER OF THE PARKER KNOLL GROUP OF COMPANIES

PO Box 22, The Courtyard, Frogmoor, High Wycombe, Bucks HP13 5DJ

# test certificate

This certifies that the Flemming Hvidt Chair covered Swindon Plain PA 1311  
manufactured by Parker Knoll Furniture Limited  
has been tested at the Furniture Industry Research Association and has  
successfully satisfied the I.S. Nos. 0, 1 and 5 requirements of  
the DOE/PSA FR6 Specification (FIRA Report T1246)

The product is therefore considered suitable for Contracts requiring  
this level of ignition resistance.

**FIRA**



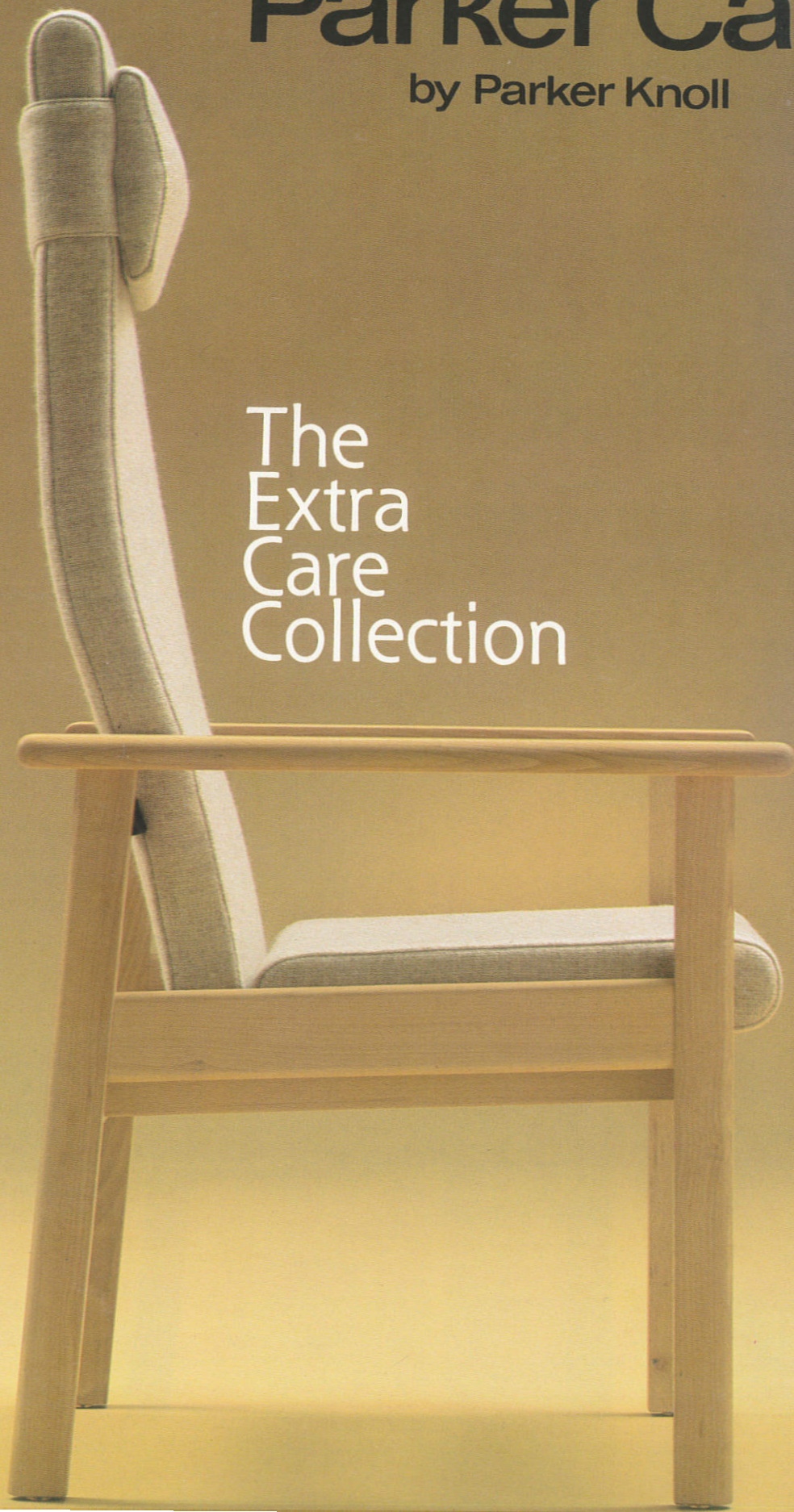
Signed Sue Joulson Date 7/2/84

for and on behalf of FURNITURE INDUSTRY RESEARCH ASSOCIATION

# Parker Care

by Parker Knoll

The  
Extra  
Care  
Collection



# Parker Care Limited

A Parker Knoll Company

PO Box 22  
Frogmoor  
High Wycombe  
Bucks HP13 5DJ  
Telephone: High Wycombe (0494) 21144  
Telex: 83583

The Parker Care made-to-measure seating system has been specially designed by Flemming Hvidt to provide comfort, independence and dignity for the elderly and disabled. The Flemming chairs have been developed over many years with the invaluable help of occupational therapists and physiotherapists in conjunction with their patients. The system is very flexible, offering a vast range of possibilities to meet the individual requirements of the total spectrum of the population, almost irrespective of the age, size, shape, weight and any disability.

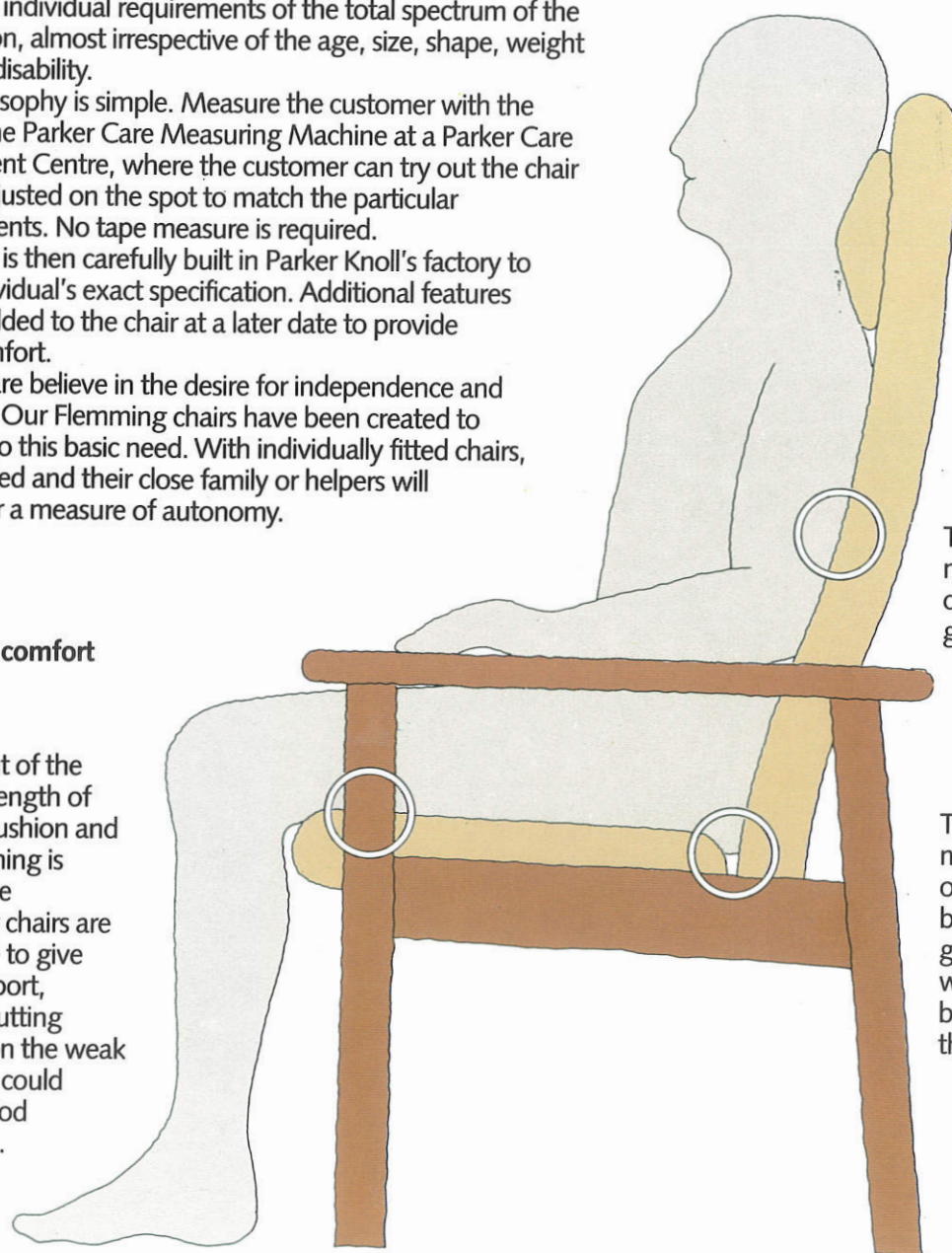
The philosophy is simple. Measure the customer with the help of the Parker Care Measuring Machine at a Parker Care Assessment Centre, where the customer can try out the chair that is adjusted on the spot to match the particular requirements. No tape measure is required.

The chair is then carefully built in Parker Knoll's factory to each individual's exact specification. Additional features can be added to the chair at a later date to provide extra comfort.

Parker Care believe in the desire for independence and freedom. Our Flemming chairs have been created to respond to this basic need. With individually fitted chairs, the disabled and their close family or helpers will rediscover a measure of autonomy.

## Essential comfort features:

The height of the seat, the length of the seat cushion and its positioning is critical. The Flemming chairs are adjustable to give good support, without putting pressure on the weak areas that could hinder blood circulation.



The back of the chair must follow the natural curve of the spine for good back support.

The depth of the seat must allow the occupant to reach the back of the chair for good back support without hindering the blood circulation to the legs.




The arms are rounded and wide enough for a comfortable support of the forearms.

The cushion padding is rounded to prevent pressure on the veins and arteries. For the same reason, the seams are on the side. They also face downwards to eliminate any accumulation of dust. The upholstery materials are fire retardant.

2



3



A range of cushions is available. All padded parts are screwed to the frame in order to prevent them from slipping to avoid any discomfort. The illustrated neck pillow is fully adjustable on the high back.



4




5



The frames of the chair can be delivered with a wide range of polish finishes including Natural Beech, Teak, Dark Finish and Walnut. The upholstery material can be chosen from an extensive range of Parker Care Fabrics.



THE (131) FLEMMING CHAIR, like all other models, has a choice of backs. The low back (2), the high back (1), and the split back with wings (4). The top half of the split back can be removed to allow the helper, without damage to his or her back, lifting an immobile person. The backs can be fitted in a very upright position (B) or more natural sloping position (A), whichever is most comfortable. The neck pillow (L) is adjustable for height between the wings. The stool (1350) is also available with a variety of alternatives.



7

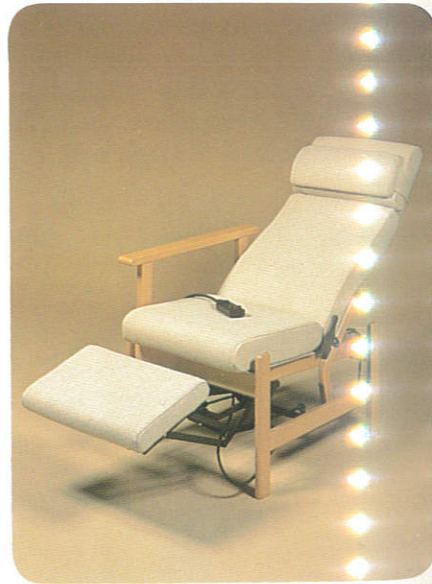


8

THE (132) FLEMMING CHAIR with removable arms has been specially designed for wheelchair users for easy access from a bed or wheelchair. Illustrations 14, 15 and 16, show chairs fitted with a linked motorised leg-rest and reclining back (SY) or operated independently with two motors, leg-rest (Y) and reclining back (S). This chair can also be fitted with a motorised seat lift (W1/2/3).



14



15

THE (138) FLEMMING CHAIR is designed to meet the very special requirements of those whose hip and knee joints are stiff with rheumatism. The separate back and leg-rest are chosen to match individual measurements. A motor located underneath, takes the patient from stand-up to a sitting or reclining position causing the absolute minimum of discomfort, operating slowly under the complete control of the operator.





The (131) can be fitted with a spring seat lift (X3). It is adjusted to the correct weight and has a safety feature that makes it inoperable at a lighter weight. Fitted with the manual assisted (TY) action, it adds a leg-rest and back recline. In illustration 12, the same chair fitted with upholstered arms for extra comfort and in illustration 13, with the spring lift (X1) set in the high rise position. These illustrations demonstrate the flexibility of the simplest chair to meet a large range of requirements.

10



THE (133) FLEMMING CHAIR has been designed for frail people who like the motorised lift (W) to raise seat, arms and back together for extra support. The chair illustration 17 and 18 has a neck pillow (M) and the upholstered arms (P).

THE (134) FLEMMING CHAIR has been designed to give complete flexibility. The motorised seat lift with the arms (W) and the leg-rest (Y) and back recline (S) operate independently or linked together on one motor (SY).

17



THE (131) FLEMMING CHAIR can be fitted with a foot-rest (Z) and pushing handles (R) with castors to make an individual made-to-measure complete indoor wheeled chair. The foot-rest is adjustable for height and easily folds out of the way when not required.

Illustration 25 shows the small castors (No. 5) useful for moving all empty chairs for cleaning. Illustration 26 and 27 show the push-on tray (1360) and the versatile swivel and tilt table (1370) that is also adjustable for height.






12




13



19



20





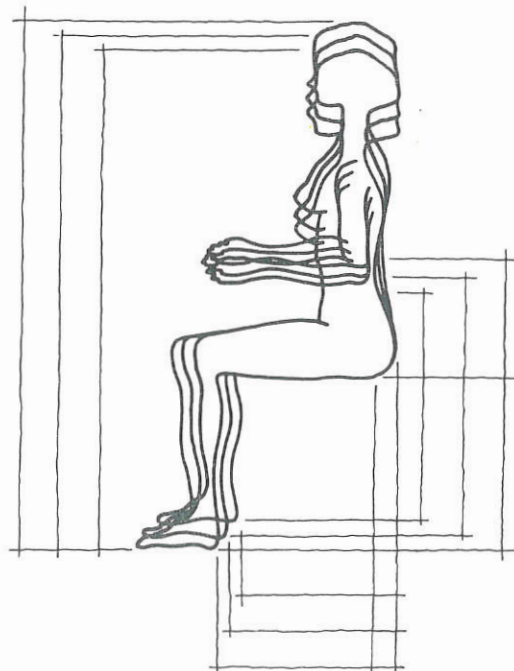
## THE MEASURING MACHINE

28

The Parker Care measuring machine makes it simple to specify the details to build an individual Flemming chair.

- Assess which cushion will be most suitable and fit it in the measuring chair.
- Invite the person to be assessed to sit down.
- Check that the cushion is fitted in the most suitable fixing position between 1 and 6.
- Raise the seat with the power motor to the correct height, remembering the essential criteria, avoid pressure points, good lumbar and back support etc.
- Adjust the back rake for comfort.
- Choose from the rack of elements those extras to make your patient really comfortable and fit them.
- Check through the list of functions on pages 9-10 and select those required.
- Pause, check to ensure that the patient has been assessed for total comfort.
- Record all your decisions on the Parker Care Assessment Form.

We all vary in shape and size and therefore it is unreasonable to expect everybody to be comfortable in the same sized chair. Parker Care offers the unique opportunity for each chair, made to measure, to meet each individual's requirements with the assistance of the measuring machine.



**(G) — SHORT SEAT**  
**(F) — LONG SEAT**  
 Choice of seat length avoids pressure points and ensures long term comfort.



29

**(H) — SEAT SOFT ON LEFT (FACING CHAIR)**  
**(J) — SEAT SOFT ON RIGHT (FACING CHAIR)**  
**(K) — SOFT ACROSS ENTIRE FRONT**

All of the special seats can be rotated 180° if required.



30

**(1) — HIGH BACK**  
**(2) — LOW BACK**  
 The width of the backs is 48cm.



32

**(3) — HIGH SPLIT BACK** — this has the added benefit of assisting the helper. By removing the top section, this then enables the user to be lifted without straining the spine of the helper. For the very tall, use extra high split back Ref. No. 6 (3.5cm higher than No. 3).



33

**(M) — NECK PILLOW**  
 — to be used with high back, adjustable up and down the length of the back, giving extra comfort and relaxation.



36

**(N) — HEAD SUPPORT**  
 — can be mounted on neck pillows (L) or (M). In pairs.



37

**(P) — UPHOLSTERED ARMS**  
 — supplied in pairs and fit all Flemming chairs. These add extra comfort for long periods of sitting.



40



**(E) — LATERAL SIDE SUPPORT**  
 — fits either side. Useful for certain medical conditions.



41



The (131) can be fitted with a spring seat lift (X3). It is adjusted to the correct weight and has a safety feature that makes it inoperable at a lighter weight. Fitted with the manual assisted (TY) action, it adds a leg-rest and back recline. In illustration 12, the same chair fitted with upholstered arms for extra comfort and in illustration 13, with the spring lift (X1) set in the high rise position. These illustrations demonstrate the flexibility of the simplest chair to meet a large range of requirements.



9

10

11


12

13



THE (133) FLEMMING CHAIR has been designed for frail people who like the motorised lift (W) to raise seat, arms and back together for extra support. The chair illustration 17 and 18 has a neck pillow (M) and the upholstered arms (P).

THE (134) FLEMMING CHAIR has been designed to give complete flexibility. The motorised seat lift with the arms (W) and the leg-rest (Y) and back recline (S) operate independently or linked together on one motor (SY).



16

17

18

19

20



THE (131) FLEMMING CHAIR can be fitted with a foot-rest (Z) and pushing handles (R) with castors to make an individual made-to-measure complete indoor wheeled chair. The foot-rest is adjustable for height and easily folds out of the way when not required. Illustration 25 shows the small castors (No. 5) useful for moving all empty chairs for cleaning. Illustration 26 and 27 show the push-on tray (1360) and the versatile swivel and tilt table (1370) that is also adjustable for height.



23

24

25

26

27